

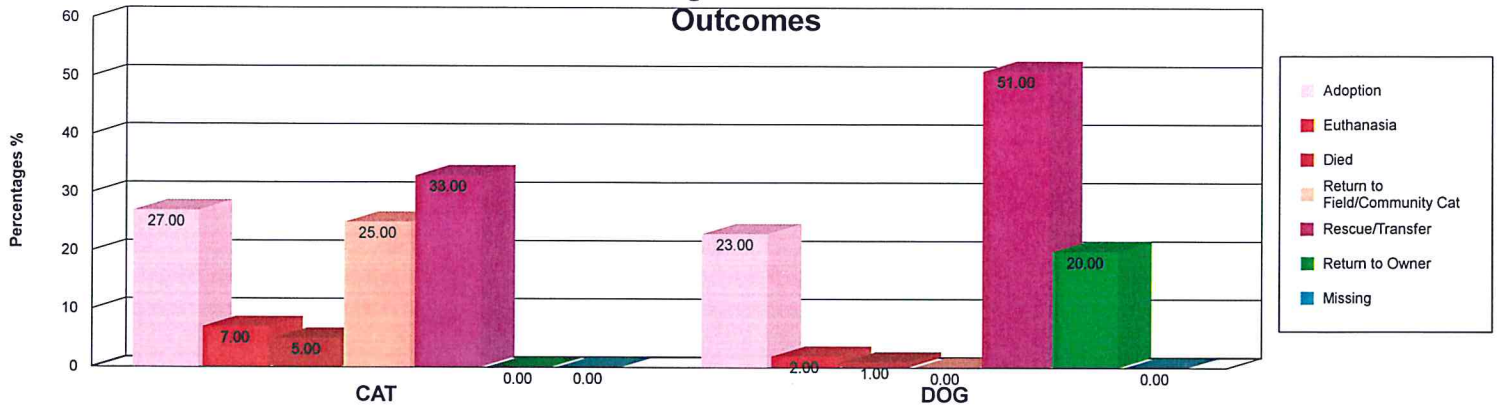
# City of Stockton Animal Services

## SUMMARY STATISTICS FOR CAT & DOG Outcomes From 1/1/2021 to 12/31/2021

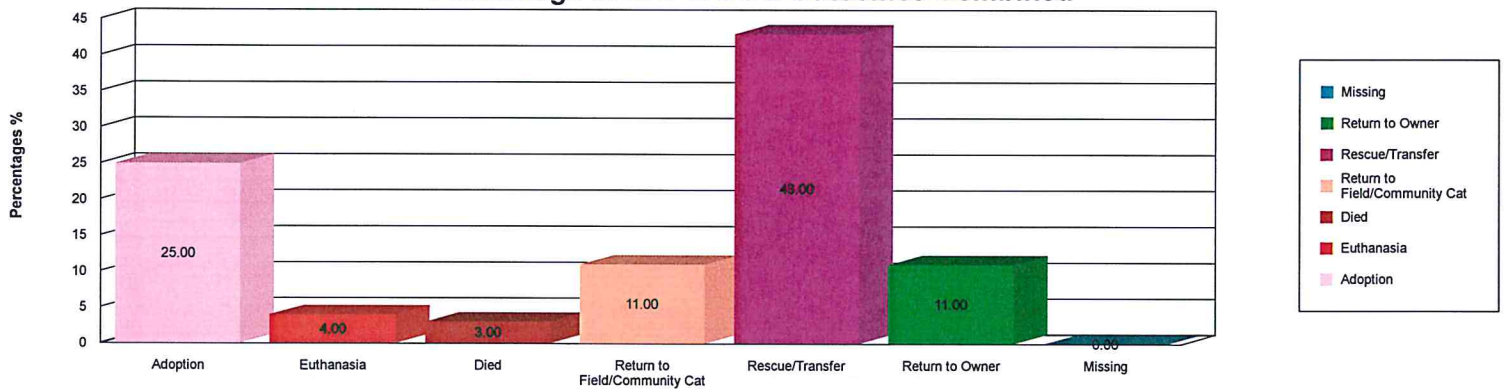
This report shows final outcomes for "at risk" shelter animals only. Excluded are animals arriving deceased and animals coming to the shelter solely for spay/neuter service (or animals with temporary outcomes like "Foster").

In this version of this report animals presenting as "Euthanasia Request" are currently included (but are typically excluded from other "at risk" animal analyses per industry standard definition of "at risk" vs medical service.

### Percentage of CAT & DOG Outcomes



### Percentage of CAT & DOG Outcomes Combined



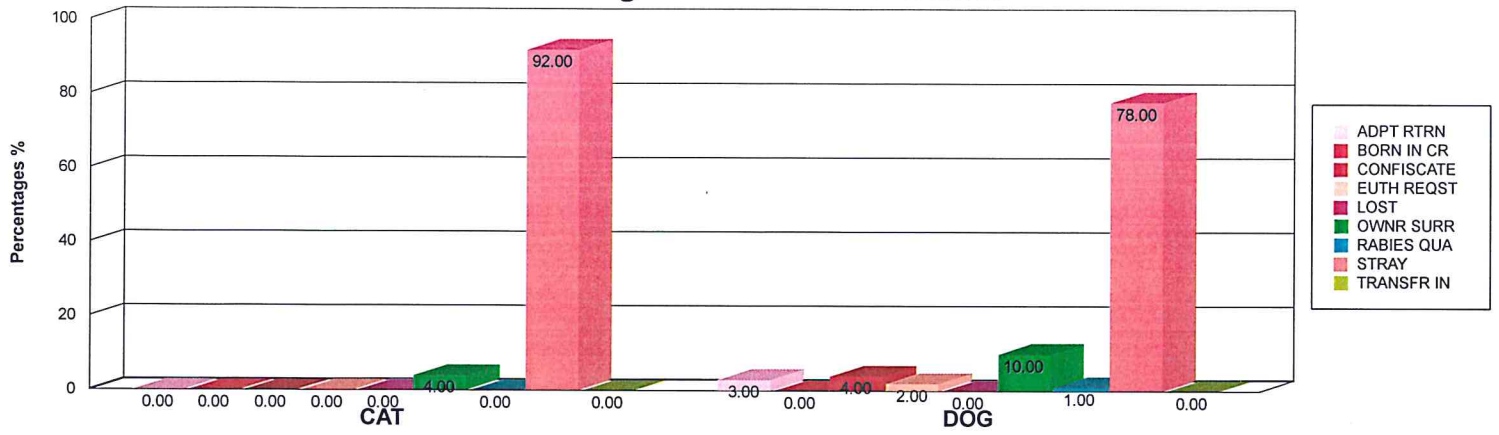
	CAT	DOG	Total
<b>Adoption</b>	27%	23%	25%
<b>Euthanasia</b>	7%	2%	4%
<b>Died</b>	5%	1%	3%
<b>Return to Field/Comm</b>	25%	0%	11%
<b>Rescue/Transfer</b>	33%	51%	43%
<b>Return to Owner</b>	0%	20%	11%
<b>Missing</b>	0%	0%	0%
<b>Total</b>	100%	100%	100%

	CAT	DOG	Total
<b>Adoption</b>	1,075	1,116	2,191
<b>Euthanasia</b>	281	129	410
<b>Died</b>	224	48	272
<b>Return to Field/Comm</b>	1,001	0	1,001
<b>Rescue/Transfer</b>	1,299	2,463	3,762
<b>Return to Owner</b>	22	988	1,010
<b>Missing</b>	15	19	34
<b>Total</b>	3,917	4,763	8,680


	CAT	DOG	Total
<b>Live Release</b>	86%	95%	91%
<b>Euthanasia</b>	7%	2%	4%
<b>Died</b>	5%	1%	3%
<b>Missing</b>	0%	0%	0%
<b>Total</b>	100%	100%	100%

**CAT & DOG Intakes From 1/1/2021 to 12/31/2021**  
**Intake Types not Included: "FOSTER", "DOA DISP", "SN SERVICE"**

**Percentage of CAT & DOG Intakes**



**Percentage of CAT & DOG Intakes Combined**



	CAT	DOG	Total
<b>ADPT RTRN</b>	40	151	191
<b>BORN IN CR</b>	8	30	38
<b>CONFISCATE</b>	17	201	218
<b>EUTH REQST</b>	30	108	138
<b>LOST</b>	0	1	1
<b>OWNR SURR</b>	196	506	702
<b>RABIES QUA</b>	8	54	62
<b>STRAY</b>	3,704	3,868	7,572
<b>TRANSFR IN</b>	2	25	27
<b>Total</b>	4,005	4,944	8,949