

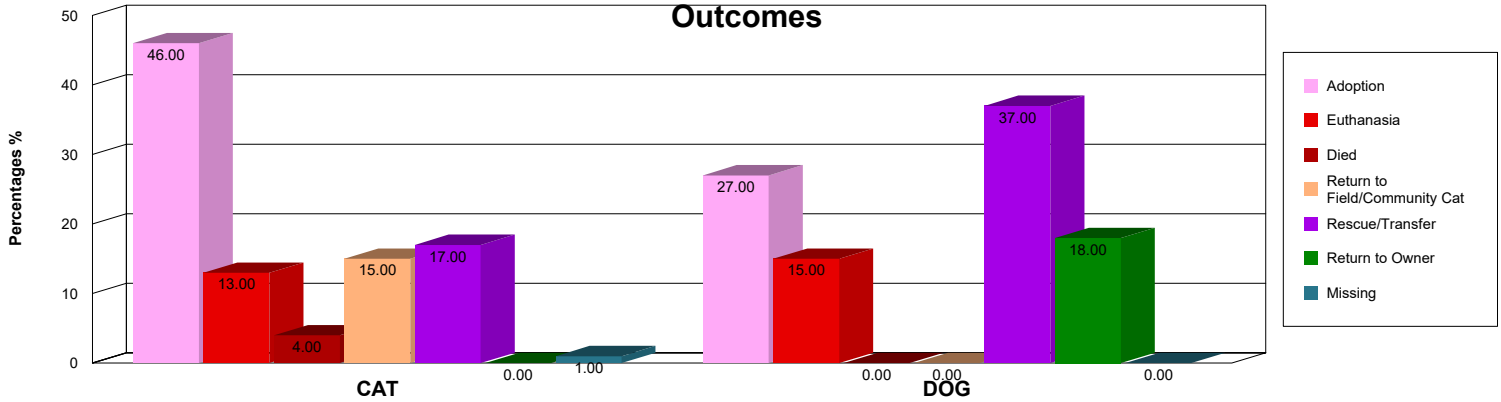
City of Stockton Animal Services

SUMMARY STATISTICS FOR CAT & DOG Outcomes From 1/1/2019 to 12/31/2019

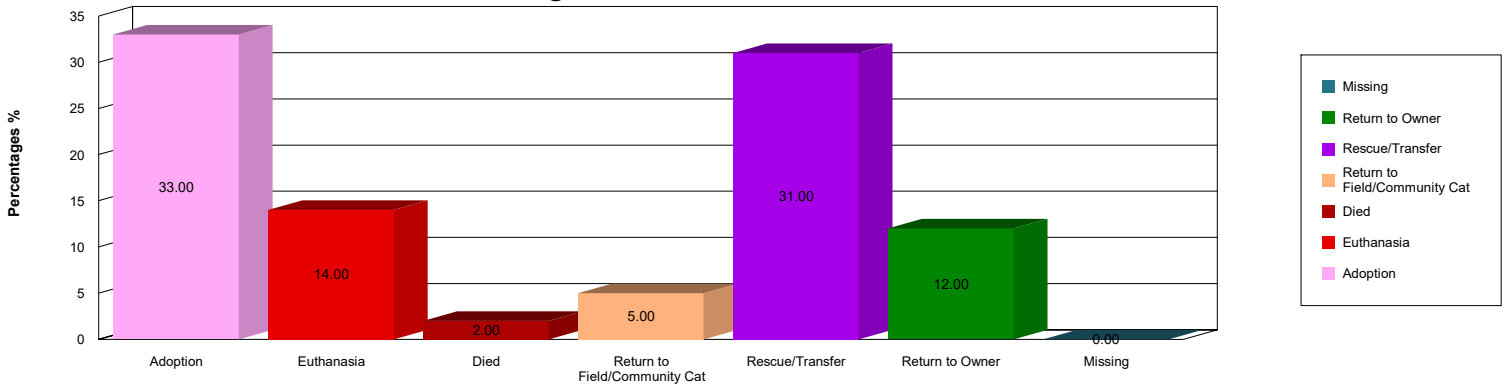
This report shows final outcomes for "at risk" shelter animals only. Excluded are animals arriving deceased and animals coming to the shelter solely for spay/neuter service (or animals with temporary outcomes like "Foster").

In this version of this report animals presenting as "Euthanasia Request" are currently included (but are typically excluded from other "at risk" animal analyses per industry standard definition of "at risk" vs medical service).

Percentage of CAT & DOG Outcomes



Percentage of CAT & DOG Outcomes Combined



	CAT	DOG	Total
Adoption	46%	27%	33%
Euthanasia	13%	15%	14%
Died	4%	0%	2%
Return to Field/Comm	15%	0%	5%
Rescue/Transfer	17%	37%	31%
Return to Owner	0%	18%	12%
Missing	1%	0%	0%
Total	100%	100%	100%

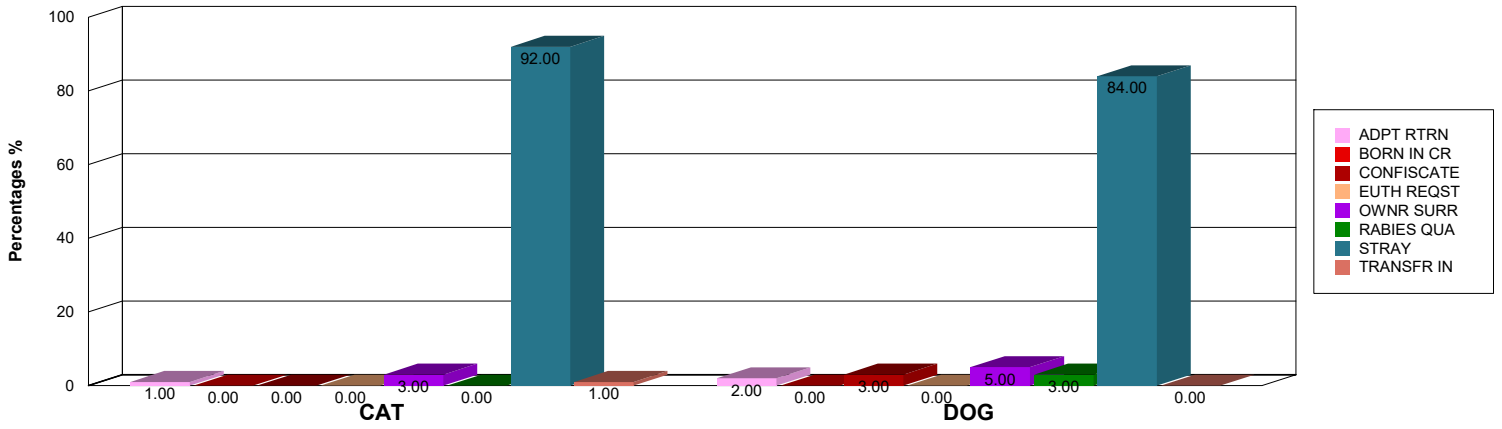
	CAT	DOG	Total
Adoption	1,373	1,750	3,123
Euthanasia	390	954	1,344
Died	140	56	196
Return to Field/Comm	469	0	469
Rescue/Transfer	524	2,352	2,876
Return to Owner	21	1,173	1,194
Missing	45	18	63
Total	2,962	6,303	9,265

	CAT	DOG	Total
Live Release	80%	83%	82%
Euthanasia	13%	15%	14%
Died	4%	0%	2%
Missing	1%	0%	0%
Total	100%	100%	100%

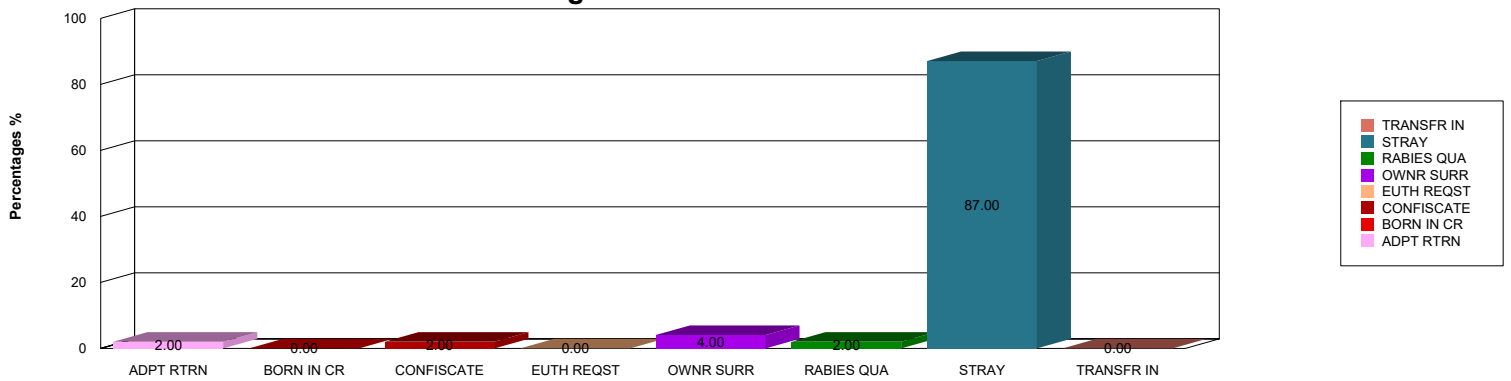
CAT & DOG Intakes From 1/1/2019 to 12/31/2019

Intake Types not Included: "FOSTER", "DOA DISP", "SN SERVICE"

Percentage of CAT & DOG Intakes



Percentage of CAT & DOG Intakes Combined



	CAT	DOG	Total
ADPT RTRN	41	167	208
BORN IN CR	7	34	41
CONFISCATE	22	207	229
EUTH REQST	0	1	1
OWNR SURRE	97	353	450
RABIES QUA	26	199	225
STRAY	2,712	5,389	8,101
TRANSFR IN	31	14	45
Total	2,936	6,364	9,300