

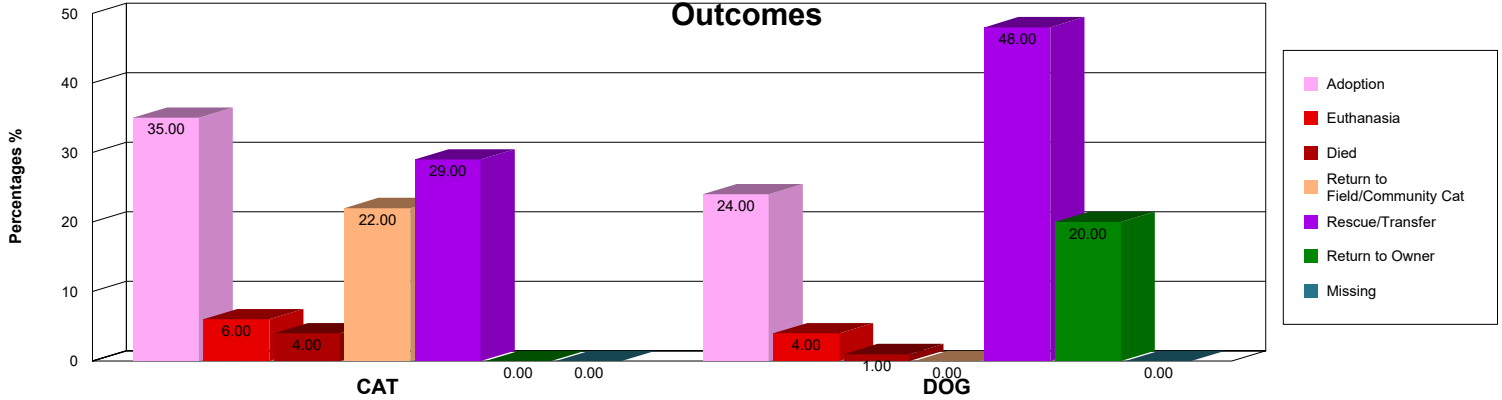
# City of Stockton Animal Services

## SUMMARY STATISTICS FOR CAT & DOG Outcomes From 1/1/2020 to 12/31/2020

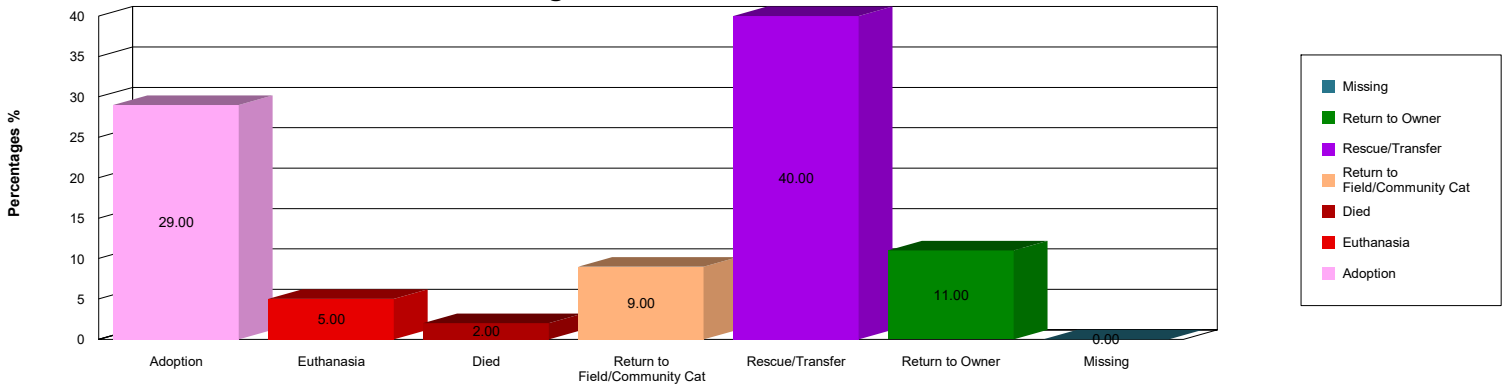
This report shows final outcomes for "at risk" shelter animals only. Excluded are animals arriving deceased and animals coming to the shelter solely for spay/neuter service (or animals with temporary outcomes like "Foster").

In this version of this report animals presenting as "Euthanasia Request" are currently included (but are typically excluded from other "at risk" animal analyses per industry standard definition of "at risk" vs medical service.

### Percentage of CAT & DOG Outcomes



### Percentage of CAT & DOG Outcomes Combined



	CAT	DOG	Total
<b>Adoption</b>	35%	24%	29%
<b>Euthanasia</b>	6%	4%	5%
<b>Died</b>	4%	1%	2%
<b>Return to Field/Comm</b>	22%	0%	9%
<b>Rescue/Transfer</b>	29%	48%	40%
<b>Return to Owner</b>	0%	20%	11%
<b>Missing</b>	0%	0%	0%
<b>Total</b>	100%	100%	100%

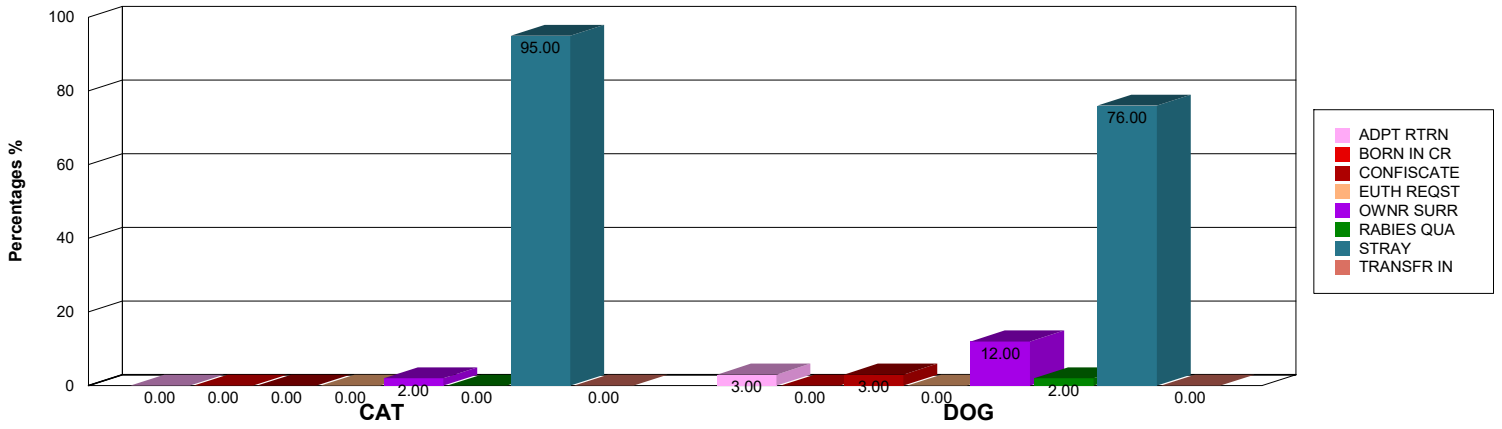
	CAT	DOG	Total
<b>Adoption</b>	1,288	1,201	2,489
<b>Euthanasia</b>	240	230	470
<b>Died</b>	176	51	227
<b>Return to Field/Comm</b>	819	0	819
<b>Rescue/Transfer</b>	1,088	2,379	3,467
<b>Return to Owner</b>	34	987	1,021
<b>Missing</b>	31	12	43
<b>Total</b>	3,676	4,860	8,536

	CAT	DOG	Total
<b>Live Release</b>	87%	93%	91%
<b>Euthanasia</b>	6%	4%	5%
<b>Died</b>	4%	1%	2%
<b>Missing</b>	0%	0%	0%
<b>Total</b>	100%	100%	100%

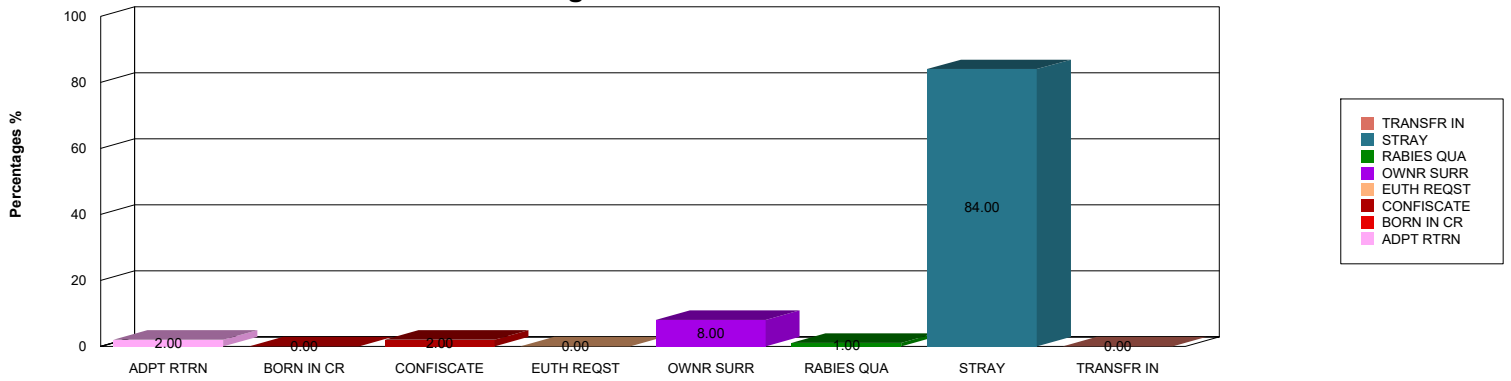
**CAT & DOG Intakes From 1/1/2020 to 12/31/2020**

**Intake Types not Included: "FOSTER", "DOA DISP", "SN SERVICE"**

**Percentage of CAT & DOG Intakes**



**Percentage of CAT & DOG Intakes Combined**



	CAT	DOG	Total
<b>ADPT RTRN</b>	31	161	192
<b>BORN IN CR</b>	12	26	38
<b>CONFISCATE</b>	13	183	196
<b>EUTH REQST</b>	7	30	37
<b>OWNR SURRE</b>	90	606	696
<b>RABIES QUA</b>	16	130	146
<b>STRAY</b>	3,459	3,793	7,252
<b>TRANSFR IN</b>	9	16	25
<b>Total</b>	3,637	4,945	8,582